

# J123F

19.5 x 16.1 x 17.1 mm

**cULus** RoHS Compliant

E197852



## Features

- UL F class rated standard
- Small size and light weight
- Capable of handling 1000W lamp loads
- Designed to withstand high inrush loads (100A)

## Contact Data

Contact Arrangement	1A = SPST N.O. 1C = SPDT	Contact Resistance	< 50 milliohms initial
Contact Rating	20A @ 125VAC 16A @ 277VAC 10A @ 250VAC - General Purpose 20k cycles, 85C  TV-8, 120VAC 1hp @ 125/250 N.O. 1/2hp @ 125/250 N.C.	Contact Material	AgSnO <sub>2</sub> In <sub>2</sub> O <sub>3</sub>
		Maximum Switching Power	500W, 4500VA
		Maximum Switching Voltage	380VAC, 110VDC
		Maximum Switching Current	20A

## Coil Data

Coil Voltage VDC		Coil Resistance Ω +/- 10%		Pick Up Voltage VDC (max)	Release Voltage VDC (min)	Coil Power W	Operate Time ms	Release Time ms
Rated	Max	.36W	.45W	75% of rated voltage	10% of rated voltage			
5	6.5	70	56	3.75	.5	.36 .45	10	5
6	7.8	100	80	4.50	.6			
9	11.7	225	180	6.75	.9			
12	15.6	400	320	9.00	1.2			
24	31.2	1600	1280	18.00	2.4			
48	62.4	6400	5120	36.00	4.8			

## General Data

Electrical Life @ rated load	100K cycles, typical
Mechanical Life	10M cycles, typical
Insulation Resistance	100M Ω min. @ 500VDC
Dielectric Strength, Coil to Contact Contact to Contact	2500V rms min. @ sea level 1500V rms min. @ sea level
Shock Resistance	100m/s <sup>2</sup> for 11 ms
Vibration Resistance	1.50mm double amplitude 10~40Hz
Terminal (Copper Alloy) Strength	10N
Operating Temperature	-55°C to +125°C
Storage Temperature	-55°C to +155°C
Solderability	260°C for 5 s
Weight	10g

### Caution

1. The use of any coil voltage less than the rated coil voltage may compromise the operation of the relay.

Dimensions shown in mm. Dimensions are shown for reference purposes only.

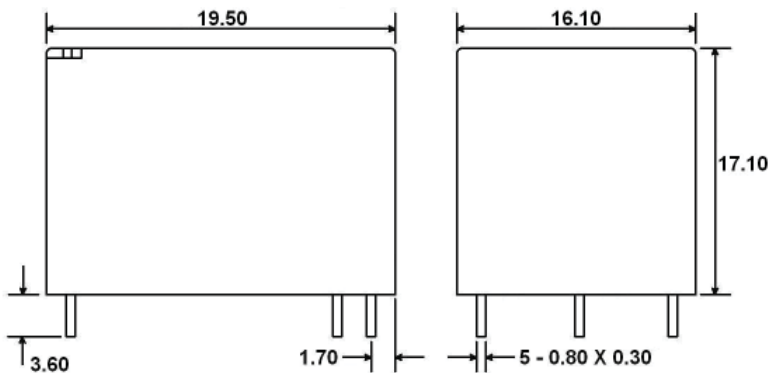
Specifications and availability subject to change without notice.

## Ordering Information

1. Series	J123F	1C	12VDC	.36
J123F				
2. Contact Arrangement				
1A = SPST N.O.				
1C = SPDT				
3. Coil Voltage				
5VDC				
6VDC				
9VDC				
12VDC				
24VDC				
48VDC				
4. Coil Power				
.36 = .36W				
.45 = .45W				
5. Sealing Option				
Blank = Sealed (standard)				

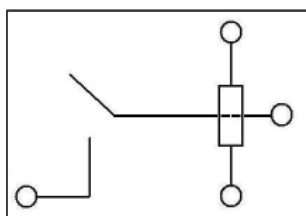
## Dimensions

Units = mm

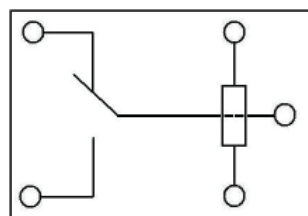


## Schematics & PC Layouts

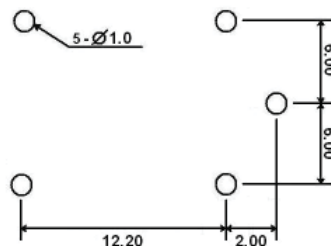
Bottom Views



1A



1C



Specifications and availability subject to change without notice.

Dimensions shown in mm. Dimensions are shown for reference purposes only.