



Agriculture *relays & switches*

Relay and switches are commonly used in agriculture applications; from controls to instrumentation. CIT Relay & Switch has a wide variety of relays and switches to suit these wide ranging applications.



A1 Series

With switching capacity up to 30A, the A1 Series is suitable for automotive and lamp accessories. Mounting methods are PC pin or quick connect. Contact arrangement options are 1A or 1C with coil power options of 1.2W or 1.5W. The A1 Series size is 22.8 x 15.3 x 25.8mm.



A2 Series

Offering two mounting flange options the A2 Series is also available with a shrouded version. Large switching capacity up to 40A with coil voltage ranging from 6VDC up to 48VDC. Coil power options are 1.6W or 1.9W. Contact ratings are 1A, 1B or 1C. The A2 Series dimensions are 26.0 x 26.0 x 24.5mm.




A3 Series

Large switching capacity up to 80A with PC pin or quick connect mounting, the A3 Series is QS-9000 and ISO-9002 certified. Offering both standard and heavy duty contact ratings, the A3 Series is available as 1A, 1B, 1C or 1U. Coil voltage choices are 12VDC or 24VDC, with coil power of 1.8W. Dimensions are 28.5 x 28.5 x 26.5mm.




A6 Series

The A6 Series automotive relay is small in size and light weight. Offering low coil power consumption, switching current is up to 30A with contact arrangement choices of 1A or 1C. Coil voltage options are 12VDC or 24VDC with coil power of 0.9W or 1.3W. With PC pin mounting, the A6 Series is 22.5 x 15.0 x 25.2mm. Contact factory directly for information on our shrouded version.



A17 Series

With switching capacity up to 30A, the A17 Series automotive relay is light weight and small in size. Suitable for automotive and lamp accessories, the A17 offers contact arrangement of 1A with coil voltage options of 12VDC or 24VDC and coil power of .96W. PC pin mounted, the A17 Series is 16.5 x 15.5 x 24.3mm in size.



Sockets


We offer relays sockets for a large number of automotive relays and UL approved relays. For use in both PC Pin and Panel Mount & Wire assembly. DIN Rail Mountable and Finger Safe DIN Rail Mountable are also available.





DH Series

Offering size options of 22mm, 25mm, 28mm and 30mm standard, the DH Series can be customized up to 40mm. Being both vandal and splash resistant, this panel mount switch is heavy-duty and rugged in construction. The DH Series is available as momentary or latching in both SPST and DPST, normally open and normally closed. Flush actuator styles offer non-illuminated, bi-color ring or dot illumination. Mushroom style actuators are available in red anodized aluminum in both dot illuminated or non-illuminated. Illumination color choices are red, yellow, green, blue, white and orange. LED voltage choices range from 6V to 220V. The DH Series is also available with UV protection to resist fading. Available for the 22mm and 25mm versions, wall plates are available in brushed aluminum and yellow anodized brushed aluminum in three different sizes along with aluminum switch housing in up to 5 positions, with and without mounting flanges.



ME Series

The ME Series is an IP67 process sealed tactile switch offering both through-hole and surface mount options with a 350gF actuation force. With actuator and housing of PA6T Polyimide and silver plated stainless steel dome contact, the ME Series uses a silicon rubber internal seal providing truly sealed, one piece construction. Actuator color is standard black; contact factory for additional color options.



ANT Series

Available up to 4PDT with numerous functions, the ANT Series miniature toggle switch offers multiple latching options. Terminal options include solder lug, PC pin, quick connect, horizontal mount right angle PC pin or snap-in bracket, vertical mount right angle PC in or snap-in bracket, PC pin support bracket or snap-in support bracket. The ANT Series offers many bushing options with actuator length ranging from 5.08mm up to 26.3mm. Multiple actuator covers with choices in cover colors are also available.



CIT Relay & Switch manufactures a broad array of RoHS compliant electromechanical automotive, telecom, security, industrial and HVAC relays and switches.

Thank you for giving CIT Relay & Switch the opportunity to demonstrate why so many are joining our growing list of satisfied customers — customers who have come to rely on the service and quality provided by CIT Relay & Switch.



14680 James Road
Rogers, MN 55374 USA
763.535.2339
sales@citrelay.com