



Automotive *board-level switches*

Electromechanical switches in board-level automotive applications are essential for controlling various electronic functions within a vehicle. These switches are typically mounted on printed circuit boards (PCBs) and are used to interact with microcontrollers, sensors, and other electronic components.



CL1200 Series

Offering surface mount, through-hole and right angle mounting, the CL1200 Series is a momentary SPST tactile switch. Available with actuation force of 160 +/- 50gf and actuator travel of 0.25 +/- .1mm, the CL1200 Series is available as a square tactile switch with LED hole, round, and round switch with LED hole actuator styles in a multitude of colors. Bi-color LED options are red, green, yellow, blue, white, orange and RGB. Optional frames in round and square are also available for the CL1200 series illuminated switch.




CS1102 Series

The CS1102 tactile switch offers both gull wing and J-lead surface mount termination with a square 6mm body. Momentary with SPST poles, the CS1102 offers actuator lengths ranging from 4.3mm up to 9.5mm with two square head options too. Multiple cap styles in various colors are available, with actuation force options of 100gF, 160gF and 260gF.



CS1102V Series

This is a right angle surface mount tact switch with multiple actuator length options ranging from 3.15mm up to 11.85mm. Actuation force options are 160gF and 260gF. The CS1102V offers silver-plated copper alloy termination materials. The SPST tactile switch features an electrical life of 100,000 cycles.



CS1104 Series

The CS1104 Series tactile switch is SPST momentary with a 4.5mm square body. Offering gull wing termination and an actuator length of 3.8mm, the CS1104 has a choice of 180gF or 260gF actuation force. Actuation travel of the surface mount switch is 0.25mm +/- 0.1mm.



CS1204 Series

Low profile, the CS1204 surface mount switch offers an extended actuator option with actuation force choices of 160gF or 260gF. Body size is 5.2mm square. With a grounding pin, the terminals are silver plated brass with silver plated phosphor bronze contact material. Actuation travel is 0.25mm +/- 0.1mm. This momentary tactile offers electrical rating of 50mA @ 50VDC.




CS1205 Series

Rectangular in shape, the CS1205 is 6.1mm long by 3.7 wide. This single pole single throw switch is surface mount and momentary, actuation force choices are 180gF and 260gF, with actuator travel of .30mm. It has 100,000 electrical life cycles and features housing and actuators made with 4/6 Nylon material. This surface mount switch also features contacts made with silver-plated phosphor bronze and a silver plated brass terminals.




CS1210 Series

Ultra small in size and surface mount, the CS1210 offers actuation force of 160gF or 260gF. This momentary tactile offers electrical rating of 50mA @ 50VDC. Actuation travel is 0.20mm +/- 0.1mm. The cover is stainless steel with 4/6 nylon housing. Contact materials are silver plated phosphor bronze with silver plated brass terminals.



CS1211 Series

Right angle and ultra-small in size, the CS1211 SPST momentary switch has an actuation force of 180gF with actuator travel of .25mm. With contact materials of silver plated stainless steel and terminals of silver plated brass, the CS1211 has electrical rating of 50mA @ 50VDC and actuation travel of 0.25mm +/- 0.01mm.



ME Series

The ME Series is an IP67 process sealed tactile switch offering both through-hole and surface mount options with a 350gF actuation force. With actuator and housing of PA6T Polyamide and silver plated stainless steel dome contact, the ME Series tact switch uses a silicon rubber internal seal providing truly sealed, one piece construction. Actuator color on this process sealed switch is standard black; contact factory for additional color options.



STJ Series

The STJ Series single throw tactile switch has through-hole termination with IP67 sealing degree. SPST and momentary, the STJ switch offers a multi-directional actuator with actuation force choices from 130gF up to 500gF. Actuation travel is 1.6mm.




STJV Series

The STJV Series right angle tactile button switch has through-hole termination with IP67 sealing degree. This SPST momentary switch offers a multi-directional actuator with actuation force choices from 130gF up to 500gF. Actuation travel is 1.6mm. The STJV series is available with gold or silver contact options.




STR Series

The STR Series domed tactile switch has surface mount gull wing termination with IP67 sealing degree. SPST and momentary, this surface mount tactile switch offers actuation force choices from 160gF up to 260gF. Actuation travel for this tact switch is .28mm with actuator length choices of 4.3mm, 5.0mm or 7.3mm.



STS Series

The STS Series IP67 switch has surface mount gull wing termination with IP67 sealing degree. Single Pole Single Throw and momentary, the STS switch offers actuation force choices of 200gF or 260gF. With a stainless steel contact dome, actuation travel for this tact switch is .45mm with actuator length choices of 4.3mm, 5.0mm or 7.0mm.



TJ Series

The TJ Series illuminated tactile switch is IP67 process sealed in surface mount, right angle, surface mount right angle, or through-hole termination options. Bi-color LED choices for this illuminated switch are red, yellow, green, pure green, blue, white and orange with many color combination of the same. The TJ series offers semi-transparent, transparent, and opaque caps in over ten colors ranging from clear to misty silver for laser etching. Five different cap styles including a support ring allow the TJ series to configure into a navigation switch grouping.



Snap-Action Switches

Frequently known as a micro switch, a snap-action switch is an electromechanical switch that is actuated by very little physical force, through the use of a tipping point mechanism. Snap-action micro switches can open and close an electrical circuit at a rapid speed, triggered by an external force. Offering two sizes, miniature and sub-miniature, we will soon have an ultra sub-miniature version available, contact factory. Sealed versions are available.



20550 Commerce Blvd, Rogers, MN 55374 USA

763.535.2339 • sales@citrelay.com

CIT Relay & Switch manufactures a broad array of RoHS compliant electromechanical automotive, telecom, security, industrial and HVAC relays and switches. Thank you for giving CIT Relay & Switch the opportunity to demonstrate why so many are joining our growing list of satisfied customers — customers who have come to rely on the service and quality provided by CIT Relay & Switch.

find your **SMART SOLUTIONS** here