



## Elevator & Escalator switches & relays




**J104 Series**

The J104 Series voltage sensitive relay offers bifurcated contacts for high reliability with high sensitivity. Conforming to FCC Part 68, this PC pin mounted relay offers 2C contact arrangement with coil voltage ranging from 3VDC up to 48VDC with coil power options of .40W or .55W. Dimensions are 20.0 x 9.8 x 10.8mm. UL Agency approval is E197851.



**J107 Series**

F Class insulation is standard on the J107F Series relay. Light-weight and small in size, the J107F Series is PC pin mountable with contact arrangement options of 1A, 1B, or 1C. Coil voltage ranges from 3VDC up to 48VDC with coil power options of .36W, .45W or .80W. The dimensions of the UL-approved relay are 19.0 x 15.5 x 15.3mm. UL Agency approval is E197851




**J114AF Series**

With switching capacity up to 16A, the J114AF Series PC board relay offers F Class insulation standard with PC pin mounting. Contact arrangement options for this 16A relay are 1A, 1C, 2A or 2C. Coil voltage ranges from 3VDC up to 48VDC with coil power options of .53W or .72W. Dimensions are 29.0 x 12.7 x 20.0mm. Agency approval for this UL-approved relay is E197851.



**J115F Series**

The J115F Series relays are economical, with switching capacity up to 30A. Offering heavy contact load and strong shock and vibration resistance in a light-weight and small size package, these small 30a relays offer 1A, 1B or 1C contact arrangement with coil voltage ranging from 5VDC up to 110VDC with coil power options of .60W or .90W. Dimensions depend upon the style option chosen, including PC pin, low profile, mounting tab versions and with or without dust cover. Relay is TUV and UL E197852 certified.



**J151 Series**

The J151 Series is an ice cube style relay with switching capacity up to 20A. With low coil power consumption and high contact load, the J151 Series has strong resistance to shock and vibration. Contact arrangements include 1A, 2A, 3A, 4A, 1B, 2B, 3B, 4B, 1C, 2C, 3C, and 4C. Coil voltage ranges from 12VDC up to 240VAC with DC coil power options of .90W, 1.4W or 1.5W and AC coil power options of 1.2VA, 2.0VA or 2.5VA. The J151 offers PC pin or solder lug mounting options. Dimensions are dependent upon style choice with a flange option. UL Agency approval is E197852.



**J152 Series**


The J152 Series is an ice cube relay with switching capacity up to 10A. With low coil power consumption and high contact load, the J152 Series 10A switching relay has strong resistance to shock and vibration. Contact arrangements include 2A, 3A, 4A, 2B, 3B, 4B, 2C, 3C, and 4C. Coil voltage ranges from 12VDC up to 220VAC with DC coil power of .90W and AC coil power of 1.2VA. The J152 offers PC pin or solder lug mounting options. Dimensions are dependent upon style choice with a flange option. UL Agency approval is E197851.





### Anti-Vandal Switches

With sealing degree of IP67, CIT Relay & Switch Vandal-Resistant Switches are available in a variety of sizes from 12mm FH & GH Series up to the 40mm DH Series. Also available with UL approval in our AHU and DH22U Series, our IP65 switches offer both ring and dot illumination and non-illuminated options. Choose the EH Series anti-vandal switch for a rounded convex actuator or the AH, BH, CH or DH Series for a flat actuator. Choices of body and actuator color include stainless steel, nickel and anodized aluminum in black, red, yellow, green or blue, with LED bi-color options.



### Toggle Switches

The CIT toggle switches are electromechanical switches that are operated by a type of handle or lever actuator. Among the most common types of switches, and available in many different sizes, toggle switches are used in many types of applications including consumer use but due to their exceptional durability, they are very often found in commercial and industrial applications. CIT offers standard and process sealed versions.



### Pushbutton Switches

Typically used to close or open an electric circuit when pushed, the CIT family of push button switches offers micro, miniature, small and subminiature sizes with sealed, through-hole, right angle, and surface mount switch terminal options with a multitude of choices in cap styles. Our versatile illuminated push button switches provide several LED color choices. Bi-color LED choices make endless the combinations and applications for these popular switches



### Tactile Switches

Dual In Line switches are used to change the operating mode of a device. Offering both extended and recessed actuators, the K Series standard, half pitch, right angle, and low profile DIP switches are available in through-hole, Gull Wing and J Lead termination. Positions range from 01 to 12. Most of the K Series family are compatible with SMT assembly and infrared reflow & automatic wave soldering. Packaging options include tape and reel or tube. Top tape seal is offered with the recessed actuators. Explore our selection of dual in-line package switches, including coded rotary DIPs, .100 Pitch DIPs, and much more.



### Snap-Action Switches

Frequently known as a micro switch, a snap-action switch is an electromechanical switch that is actuated by very little physical force, through the use of a tipping point mechanism. Snap-action micro switches can open and close an electrical circuit at a rapid speed, triggered by an external force. Offering two sizes, miniature and sub-miniature, we will soon have an ultra sub-miniature version available, contact factory. Sealed versions are available.

Our relays and switches represented here are currently being used in elevators, escalators and people movers throughout the world. CIT Relay & Switch offers a wide range of relays and switches for use in this industry, including the ability to custom design product for your needs.



Authorized Distributor

20550 Commerce Blvd, Rogers, MN 55374 USA

763.535.2339 • sales@citrelay.com

CIT Relay & Switch manufactures a broad array of RoHS compliant electromechanical automotive, telecom, security, industrial and HVAC relays and switches. Thank you for giving CIT Relay & Switch the opportunity to demonstrate why so many are joining our growing list of satisfied customers — customers who have come to rely on the service and quality provided by CIT Relay & Switch.

find your **SMART SOLUTIONS** here